
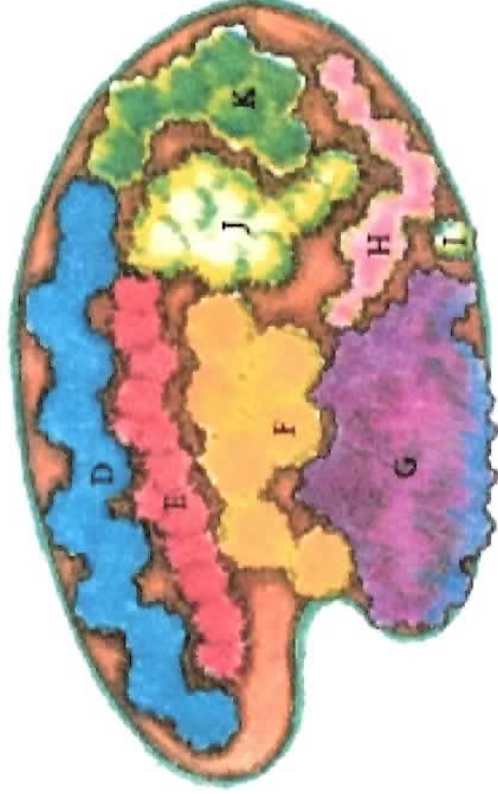


# SHADE GARDEN DESIGNS

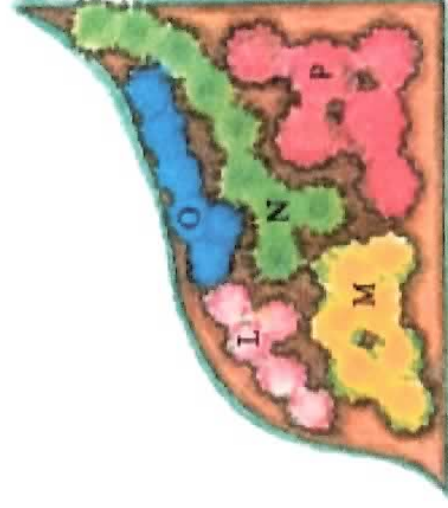


**I**



**II**

- A - AQUILEGIA - COLUMBINE - CRIMSON STAR
- B - RUTA G - RUE - BLUE MOUND
- C - DELPHINIUM B. - GALAHAD
- D - LOBELIA F. - CARDINAL FLOWER - BLUE
- E - LOBELIA F. - CARDINAL FLOWER - RED
- F - HYPERICUM C. - ST. JOHN'S WORT
- G - AJUGA R. - BUGLEWEED - BURGUNDY GLOW
- H - BLETILLA S. - HARDY PINK ORCHID
- I - BLETILLA S. HARDY WHITE ORCHID
- J - FUONYMUS F. - HARLEQUIN
- K - ATHYRIUM F. - LADY FERN
- L - HEUCHERA S. - CORAL BELLS - RUBY BELLS
- M - LYSIMACHIA P. GOLDEN ALEXANDER
- N - ATHYRIUM N. - JAPANESE PAINTED FERN
- O - IRIS C. - DWARF CRESTED
- P - THALICTRUM A. - MEADOW RUE



**III**



SCALE: 1" = 5'-0"